

Get more with your Seymour Library Card!

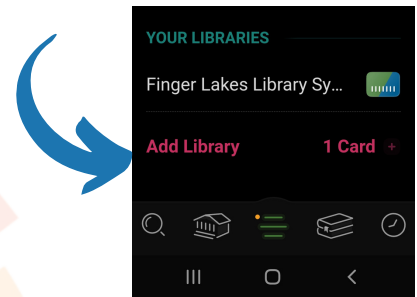
3 Library Systems + Libby = More Access!

- Finger Lakes Library System
- OWWL Library System
- Southern Tier Library System

1 In the Libby app, open the menu located at the bottom of your screen:



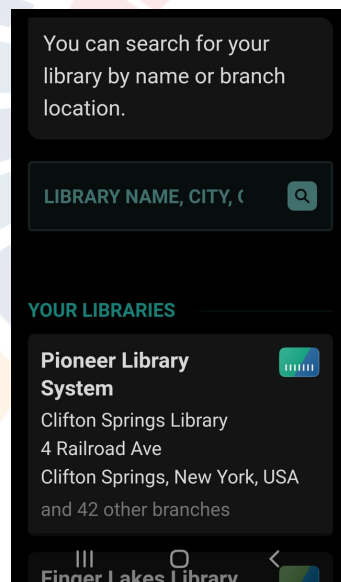
2 Tap "Add Library"



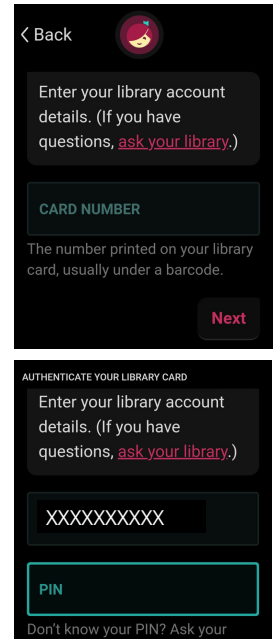
3 Search for the library system you want to add.

Type in Southern Tier Library System or OWWL (Pioneer) Library System.

Tap on the name of the library system you want to add.



4 You will be asked to add your card number followed by your pin. Then enter.



5 You are all set!
Repeat these steps to add your card for access to the remaining library (either Southern Tier Library System or OWWL (Pioneer) Library) depending upon the order you entered them into Libby.

